


# GXR-S Series

Diagnostic X-ray System



# GXR Diagnostic X-ray System

Simple to Premium



The GXR diagnostic X-ray system matches with a radiographic room which perfectly fits your workflow. It can be easily upgraded to a DR system with the help of the DR interface and PC interface in the GXR generator, as well as the FPD(Flat Panel Detector) compatible Bucky.

The GXR X-ray system is equipped with a high frequency X-ray generator which consistently produces high quality radiographs in favor of high quality X-ray output, with a very small kV ripple and accurate mA & mAs.

The GXR X-ray system is designed to provide convenience to the operator and comfort to the patient.

## Floor Mounted Type



**WBS**  
**Wall Bucky Stand**  
Elegant design, durable and easy-to-use Wall Bucky Stand provides full satisfaction.

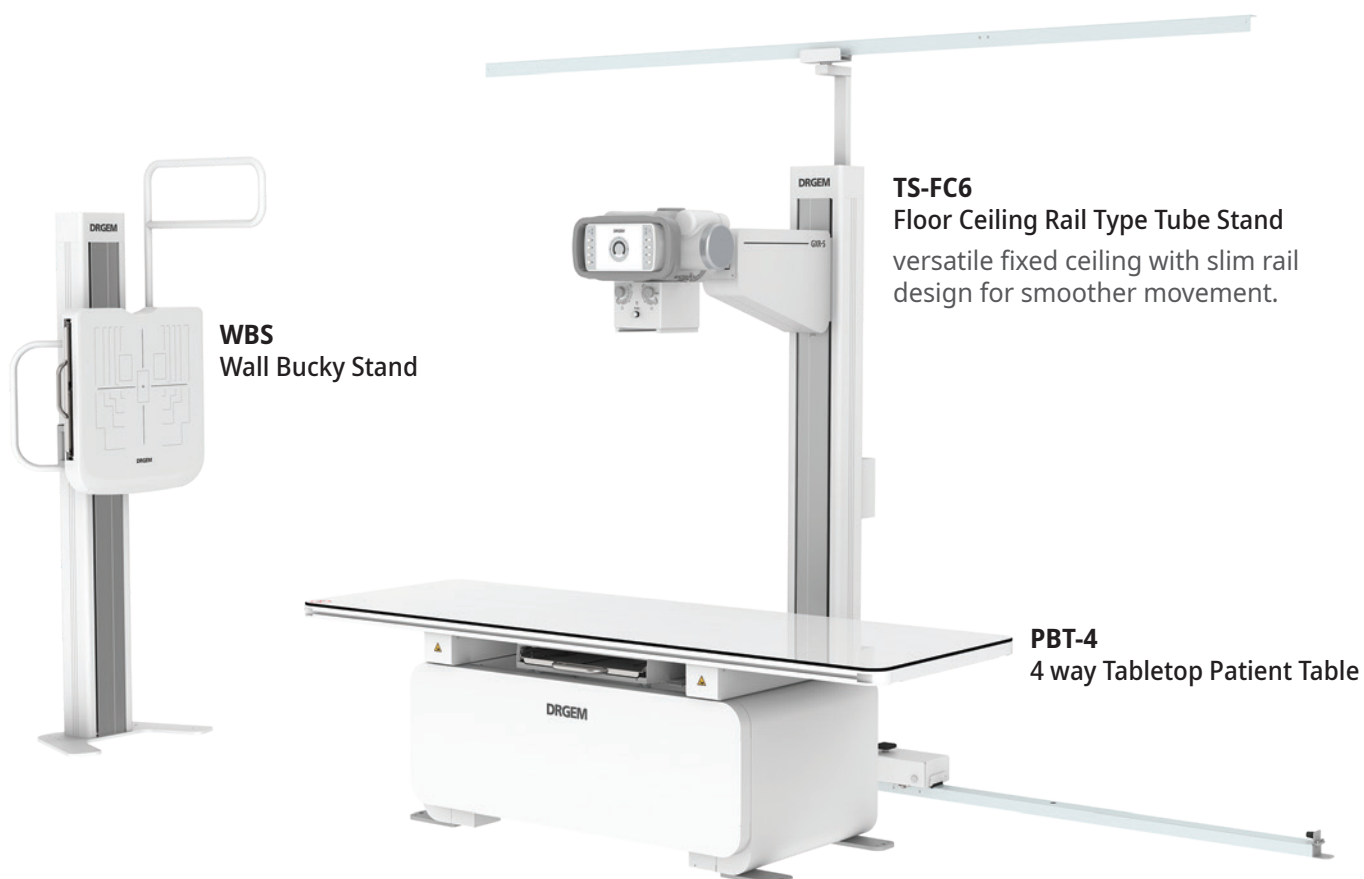


**TS-FM6**  
**Floor Mount Tube Stand**  
Floor Rail type tube stand provides all radiography studies with smooth movement on the rail.

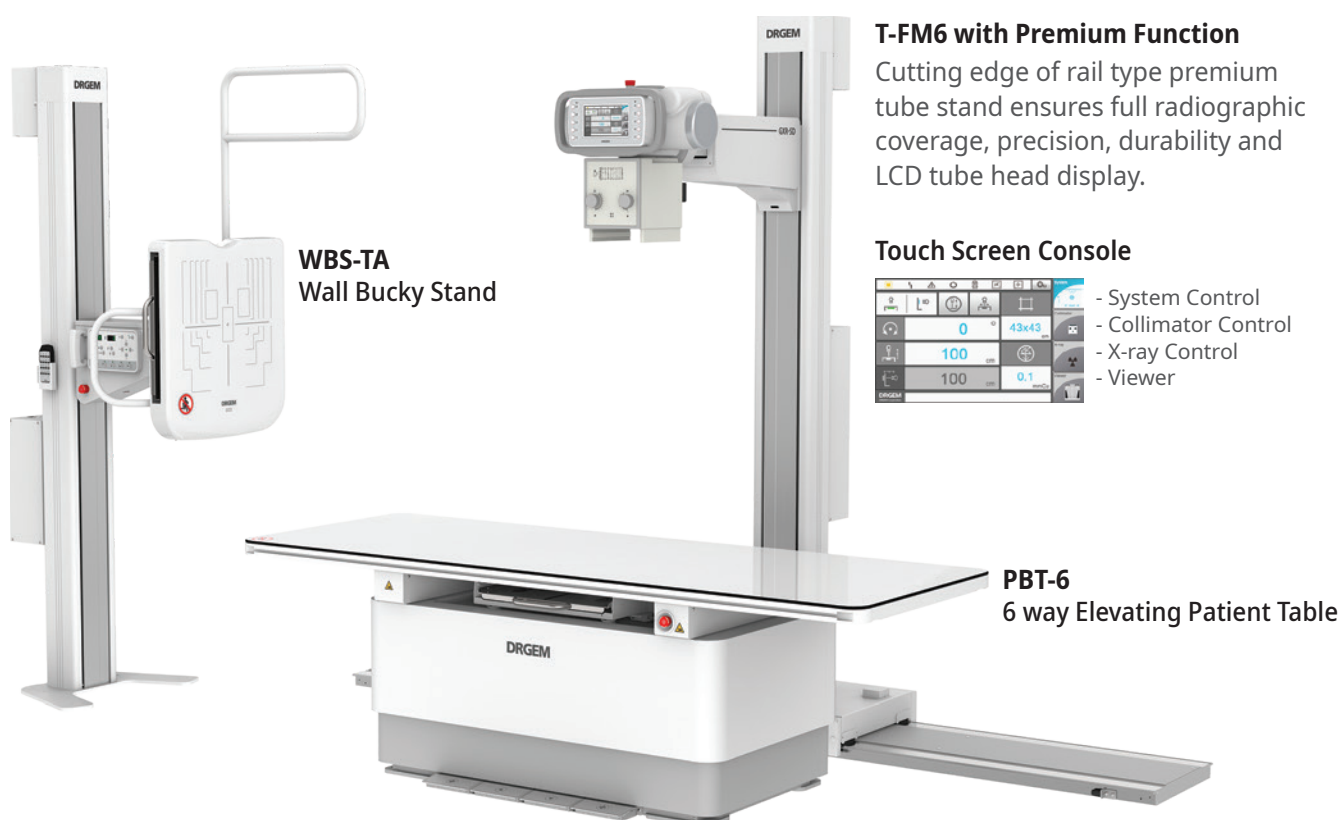


**PBT-4**  
**4 way Tabletop Patient Table**  
A large tabletop with extended travel enables all radiography studies with minimal patient movement, and supporting patient weight up to 300kg. Fully flat tabletop without a frame on the edge makes cleanliness and odors free.

## Floor Ceiling Suspended Type




## Premium Floor Mounted Type



## Premium Ceiling Type

### Control Panel of Automatic Tilting Wall Stand




- Auto Positioning (User Programmable)
- Control of Synchronization with Tube Stand
- Motorized Collimation & Lamp Control
- Motorized Tilting Movement
- Motorized Vertical Movement



**TS-CSA**  
Ceiling Suspended  
Tube Stand

### Touch Screen Console



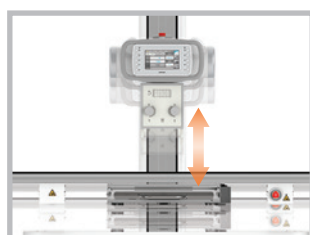
- System Control
- Collimator Control
- X-ray Control
- Viewer




## Optional Functions of Synchronization



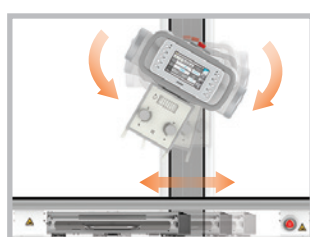
**Motorized Vertical  
Synchronization with wall stand**  
WBS/WBS-TM/WBS-TA and TS-FM6/TS-CSA




**Motorized Vertical  
Synchronization with table**  
PBT-6 and TS-FM6/TS-CSA



**Motorized  
Table Bucky Tracking I**  
PBT-4/6 and TS-FM6/TS-CSA



**Motorized  
Table Bucky Tracking II**  
PBT-6 and TS-FM6/TS-CSA



## System

Model Name		GXR-32S	GXR-40S	GXR-52S	GXR-68S	GXR-82S	GXR-U32S	GXR-U40S	GXR-C32S	GXR-C40S	GXR-C52S
Output Rating		32kW	40kW	52kW	68kW	82kW	32kW	40kW	32kW	40kW	52kW
Generator Model Name		GXR-32	GXR-40	GXR-52	GXR-68	GXR-82	GXR-U32	GXR-U40	GXR-C32	GXR-C40	GXR-C52
Line Nominal, Phase		220-230VAC, 1Ø or 380/400/480VAC, 3Ø		380/400/480VAC, 3Ø			100-240VAC, 1Ø 1kVA		110-120/220-230VAC, 1Ø 3kVA		
Line Voltage Range		±10%(Frequency 50*/60Hz) *Outside North America									
Tube Voltage		40~125kV, 1kV Step (Optional 150kV)		40~150kV, 1kV Step			40~125kV, 1kV Step (Optional 150kV)				
Tube Current		10 to 400mA	10 to 500mA	10 to 640mA	10 to 800mA	10 to 1,000mA	10 to 400mA	10 to 500mA	10 to 400mA	10 to 500mA	10 to 640mA
Time Range		1mS to 10S									
mAs Range		0.1 to 500mAs (Optional up to 1,000mAs)							0.1 to 500mAs		
Rotor Supply		Low Speed, Dual Speed (Option for 3Φ)		Low Speed, Dual Speed (Option)	Dual Speed		Low Speed (Optional LSS Brake)				
Reproducibility		Coefficient of Variation : kV < 0.005, Time < 0.005, mAs < 0.01									
Accuracy		kV < ±(1%+1kV), mA < ±(3%+1mA), Time < ±(1%+0.5ms), mAs < ±(3%+0.1mAs)									
Linearity		Coefficient of Linearity < 0.01 : CL = (X1-X2)/(X1+X2), where X is mR/mAs									
S/SD	Table	PDT-1, PBT-4, PBT-6									
	WBS	WBS, WBS-TM									
	Tube Stand	TS-FC2, TS-FC4, TS-FC6, TS-FM6, TS-CSA, TS-CSE									
	Tube	Focal Size: 1.0/2.0mm, 0.6/1.5mm, 0.6/1.2mm, Anode Heat Unit: 140, 150, 200, 230, 300, 400, 600kHU									
S/SD PREMIUM (MOTORIZED)	Table	PDT-1, PBT-4, PBT-6									
	WBS	WBS, WBS-TM, WBS-TA									
	Tube Stand	TS-FC2, TS-FC4, TS-FC6, TS-FM6, TS-CSA									
	Tube	Focal Size: 1.0/2.0mm, 0.6/1.5mm, 0.6/1.2mm, Anode Heat Unit: 140, 150, 200, 230, 300, 400, 600kHU									

## Options

- AEC
- DAP(Dose Area Product) Meter
- Vertical tube synchronization
- Table Bucky auto tracking
- Lateral cassette holder
- WBS external cassette holder
- Line Laser
- Handgrips (Tabletop, WBS - Chest, Overhead)
- Electromagnetic switch for Tube Stand Rotation (FC or FM)
- 23 inch Touch Screen Console



Touch Screen X-ray Control Console

## DRGEM Customer Service Center

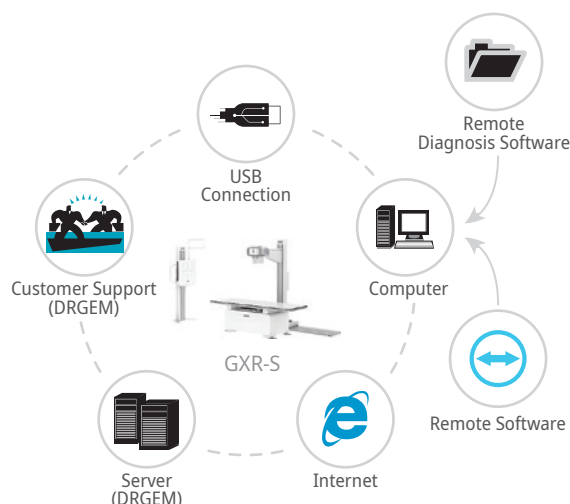
### • 24/7 Support

DRGEM's Customer Service team is available 24/7, 365 days a year\* via e-mail or Skype to support clients whenever they need.

### • Remote Diagnosis

Remote diagnosis can help minimize downtime by quickly finding the cause of errors and by detecting potential issues before problems occur.

\*May vary by country.





---

©DRGEM Corporation - All rights reserved.

Reproduction in whole or in part is prohibited without the written consent of the copyright-holder.

Specifications and features are subject to change without notice.

All changes will be in compliance with regulations governing manufacture of medical equipment.

#### **Address**

**Head Office/R&D** 7F,E-B/D Gwangmyeong Techno-Park, 60 Haan-ro, Gwangmyeong-si, Gyeonggi-do, Korea [14322]

**Gumi Factory** 116-59, Sanho-daero, Gumi-si, Gyeongsangbuk-do, Korea [39377]